













Outdoor Learning at Wildground Federation



	Year 1 (Spring 2)			Year 2 (Autumn 2)		
	Learning Activity	Learning Objective	Resources	Learning Activity	Learning Objective	Resources
Environmental studies 	Discuss how we can look after our natural environment Make a habitat for a woodland bird	To discuss how we can look after our natural environment To produce a nest for a bird		Identify different habitats and microhabitats in woodland Make a hedgehog house (KSI Science Habitats) Discuss sustainable woodlands	To identify habitats To discuss how we can keep a woodland sustainable To design and make a hedgehog house	<i>Crate</i> <i>Leaves</i> <i>Sticks</i>
Tools and making 	Make a natural paintbrush and use it to complete giant painting Make a bow and arrow (knot tying two half hitches) Paint stones or create outdoor art	To invent a natural paintbrush To follow instructions for tying a knot To create artwork	<i>Sticks</i> <i>Leaves</i> <i>Wall paper roll or sugar paper</i> <i>large</i>	Make a natural necklace (hand drill) Use air clay to make tree faces/Green man Weaving giant webs (habitats)	To repeat and copy the safety rules for using a hand drill. To create art work using different material To make a spiders web using a clove hitch	<i>Acorns nuts</i> <i>leaves</i> <i>Drills</i> <i>Clay</i> <i>Bean canes</i> <i>Sticks</i> <i>Wool</i>
Fires and Cooking 	Identify what is needed to build an outdoor fire. Discuss Fire safety and how to put out a fire (Link to people who help us)	To name the components for making a fire To explain how to keep safe near an outdoor fire		Discuss fire safety and the fire triangle Fire safety exclusion areas Learn how to lay a fire and observe as it is lit Reflections on how we feel around the fire	To name the 3 parts of the fire triangle To show they know the safe distance to be form a fire	<i>Firewood</i> <i>Fire safety equipment</i> <i>bucket, sand, blanket, water</i>
Identification and Science 	Identify common woodland birds and mamals (KSI Science Animals inc humans) Plant seeds and keep them alive Identify basic tree and plant structure (KSI Science Plants) Observe seasonal changes (SPRING) (KSI Science Seasonal changes)	To recognise and name 4 mammals and 4 birds To suggest how we look after plants To follow instructions for planting To observe seasonal change and make comparisons	<i>Identification charts</i> <i>Seeds</i> <i>Pots</i> <i>Compost</i>	Learn how to plant larger plants. Managing plant growth Digging in the vegetable garden preparing for winter. Recognising weeds Observe autumn changes	To follow instructions for planting To decide where to plant different species using criteria To make comparisons between seasons	<i>Spades</i>

	Year 3 (Autumn 1)			Year 4 (Spring 1)		
	Learning Activity	Learning Objective	Resources	Learning Activity	Learning Objective	Resources
Environmental studies 	Create a wildlife stack (link to tools use of saws) Caring for our environment	To assemble a wildlife stack using different materials To describe how to care for the school grounds	<i>Wood crate</i> <i>Leaves</i> <i>Bricks</i> <i>sticks</i>	Build a bird nesting box/ bird feeder Site bird box/feeder	To design and assemble a bird box	<i>Wood</i> <i>Tools</i> <i>string</i>
Tools and making 	Make a friend stick (whittling) Put up a simple shelter	To understand safety when using tools To repeat safety information To be able to put up a shelter using a Timber hitch. To understand why we need shelter	<i>Veg peelers</i> <i>sticks</i>	Learn to weave Learn to lash and create a sword/cross Create a log creature	To copy and practice lashing To imagine and create a forest creature	<i>String</i> <i>Wool</i> <i>Sticks</i> <i>Logs</i> <i>Glue</i> <i>Saw</i>
Fires and Cooking 	Laying and observing a fire being lit. Fire safety when cooking on an open fire Safe distances and how to approach a fire safely Make and cook dampers on sticks	To follow instructions To describe how to keep safe when cooking on a fire.	<i>Fire</i> <i>Bowls</i> <i>Flour</i> <i>Sugar</i> <i>Water</i> <i>Fire safety equipment</i>	Demonstrate how to lay a fire With adult supervision light one fire and keep it going Use a Kelly kettle and boil water to make a drink	To demonstrate how to lay a fire To describe how to keep safe near a fire	<i>Fire pit</i> <i>Fire guard</i> <i>Fire safety equipment</i>
Identification and Science 	Identify leaves from trees Identify seeds and which plant they come from Create leaf litter compost Plant autumnal plants	To identify leaves To make comparisons between leaves. To create litter compost To follow instructions		Observe winter Feed birds	To make observations	

	Year 5 (Summer 2)			Year 6 (Summer 1)		
	Learning Activity	Learning Objective	Resources	Learning Activity	Learning Objective	Resources
Environmental studies 	Create a bug hotel Discuss how we care for the wider environment (New forest)	Discuss how we care for the wider environment (New forest)	<i>Wood crate</i> <i>Leaves</i> <i>Bricks</i> <i>sticks</i>	Design and create a bat house	To design a house for bats using know facts about the creatures	<i>Wood</i> <i>Glue</i> <i>material</i>
Tools and making 	Make a shelter Create a friendship bracelet Learn to tie different knots	To make a shelter To demonstrate 4 different knots	<i>Shelter building equipment</i> <i>Embroidery threads</i>	Understand the technique of lashing to join two sticks Make a furniture with square lashing	To copy and adapt a lashing technique To design and make a piece of furniture	<i>Sticks</i> <i>Bamboo</i>
Fires and Cooking 	Learn about different types of kindling for a fire Fire safety when cooking on an open fire Safe distances and how to approach a fire safely Cooking popcorn safely (long handle cooking)	To prepare a fire area To assembly a fire in the fire pit To follow safety instructions	<i>Fire</i> <i>Fire safety equipment</i> <i>Popcorn maker</i>	Fire safety when cooking on an open fire Safe distances and how to approach a fire safely Frying pan cooking on an open fire (doughnuts) (Adult supervised)	To prepare a fire area To demonstrate safe cooking on a fire	<i>Fire safety equipment</i> <i>Long handle</i> <i>frying pan</i> <i>Bowls</i> <i>Water</i>
Identification and Science 	Water plants around site Identify and remove weeds	Identify weeds To demonstrate how to care for plants	<i>Gardening tools</i>	Identify nocturnal creatures and their adaptations (link to science)	To identify nocturnal creatures and their adaptations	